



# NG·C

BOLD, PRECISE  
FAMILIAR








NG·C





Rejuvenating a classic is a tall order, retaining familiarity, yet pushing the design and performance limits beyond our comfort zone. The NG•C builds on the foundations set by its predecessor, the CC100, refining performance, increasing efficiency and changing perceptions, redefining an icon.

-  **Striking design**  
Incorporating sweeping lines, diffused lighting, and textural nuance, the NG•C sketches the blueprint for the new generation of Conti.
-  **Zero compromise on performance**  
Insistence of technical ergonomics. Featuring an internal layout based around modular thinking, relocation of major components improves performance and ease of service, resulting in extended machine and component life.
-  **Exceptional Efficiency**  
The NG•C offers significant advancements over the previous model, our new Thermally Balancing technology, eco mode & steam boiler insulation reduces power consumption by over 40% when machine idle.
-  **New Core**  
One chassis, two cup configurations, switchable drip tray height optimised for cup size (requires separate kit.) Reducing overall dimensions, increasing bar space, whilst giving better engagement with customers.
-  **Upgraded Control Panel**  
Centralised utilities for easier installation and better aesthetics. Including electronic hot water button and 2.8" TFT display.